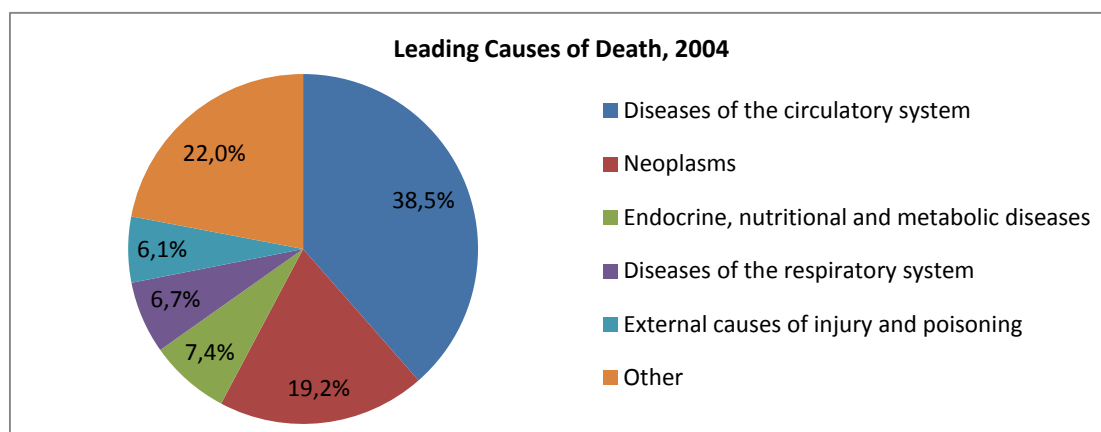


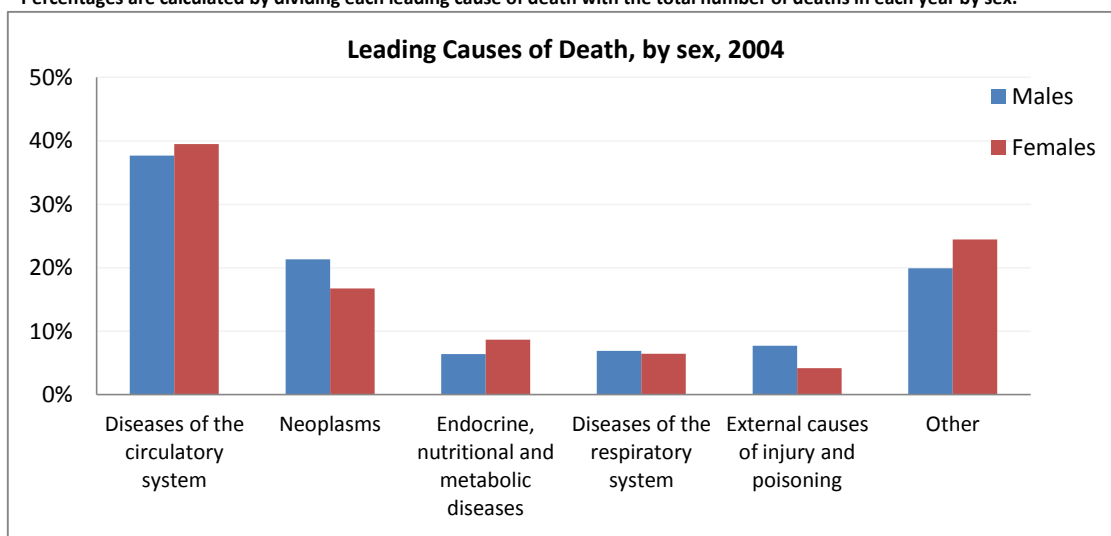
Leading Causes of Death in 2004		
Causes of Death	Total	%*
Diseases of the circulatory system	2013	38,5%
Neoplasms	1005	19,2%
Endocrine, nutritional and metabolic diseases	389	7,4%
Diseases of the respiratory system	350	6,7%
External causes of injury and poisoning	318	6,1%
Other	1150	22,0%
Total	5225	100%

* Percentages are calculated by dividing each leading cause of death with the total number of deaths in each year.



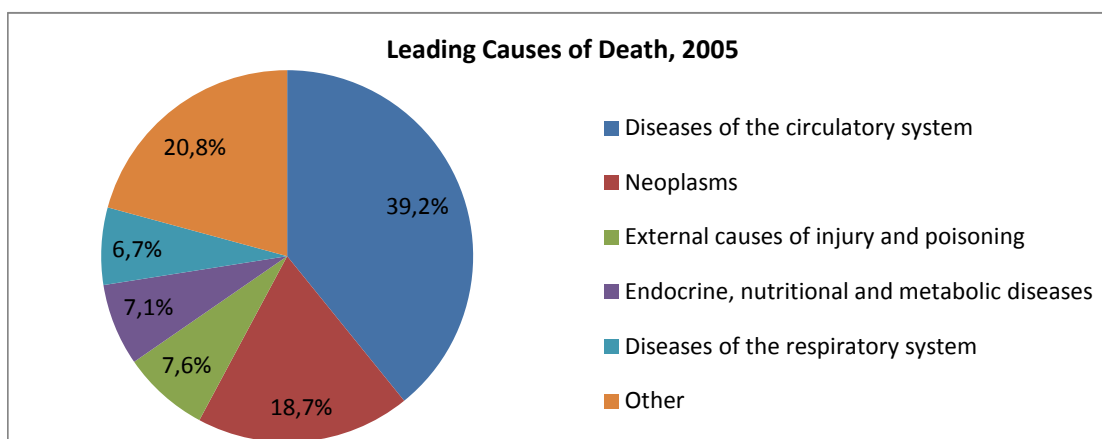
Leading Causes of Death, by sex in 2004				
Causes of Death	Number		%*	
	Males	Females	Males	Females
Diseases of the circulatory system	1065	948	37,7%	39,5%
Neoplasms	603	402	21,3%	16,8%
Endocrine, nutritional and metabolic diseases	181	208	6,4%	8,7%
Diseases of the respiratory system	195	155	6,9%	6,5%
External causes of injury and poisoning	218	100	7,7%	4,2%
Other	563	587	19,9%	24,5%
Total	2825	2400	100%	100%

* Percentages are calculated by dividing each leading cause of death with the total number of deaths in each year by sex.



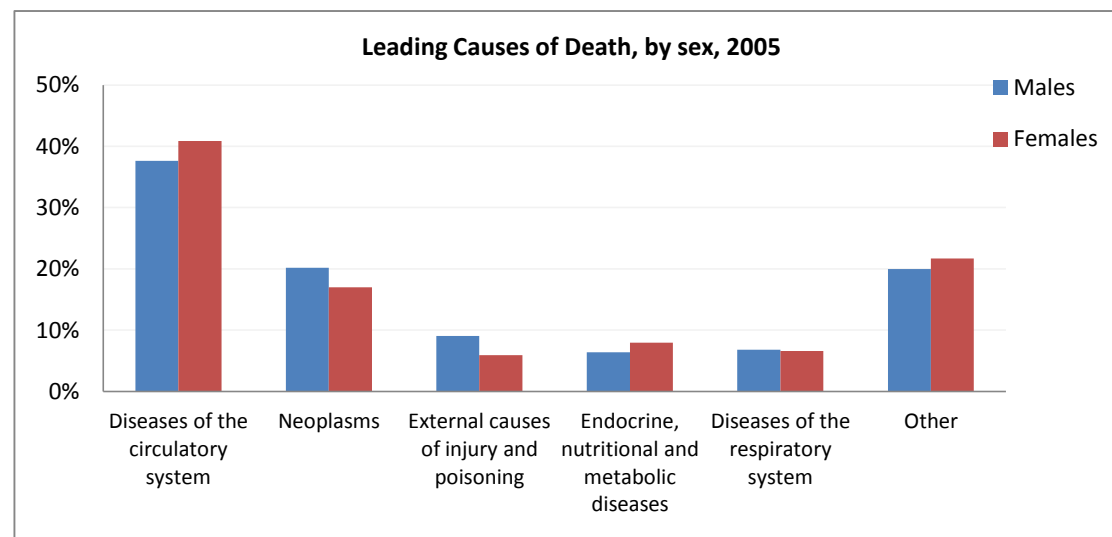
Leading Causes of Death in 2005		
Causes of Death	Total	%*
Diseases of the circulatory system	2125	39,2%
Neoplasms	1012	18,7%
External causes of injury and poisoning	410	7,6%
Endocrine, nutritional and metabolic diseases	387	7,1%
Diseases of the respiratory system	364	6,7%
Other	1127	20,8%
Total	5425	100%

* Percentages are calculated by dividing each leading cause of death with the total number of deaths in each year.



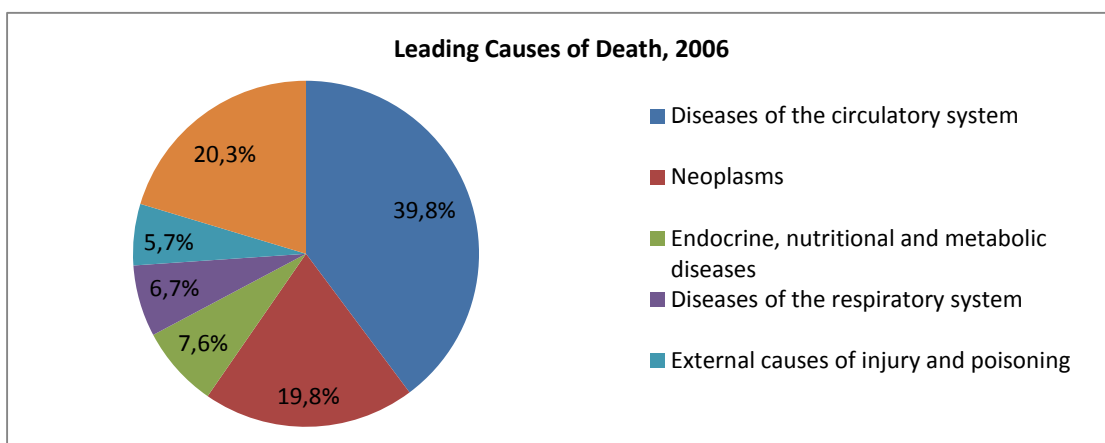
Leading Causes of Death, by sex in 2005				
Causes of Death	Number		%*	
	Males	Females	Males	Females
Diseases of the circulatory system	1066	1059	37,6%	40,9%
Neoplasms	572	440	20,2%	17,0%
External causes of injury and poisoning	256	154	9,0%	5,9%
Endocrine, nutritional and metabolic diseases	181	206	6,4%	7,9%
Diseases of the respiratory system	193	171	6,8%	6,6%
Other	565	562	19,9%	21,7%
Total	2833	2592	100%	100%

* Percentages are calculated by dividing each leading cause of death with the total number of deaths in each year by sex.



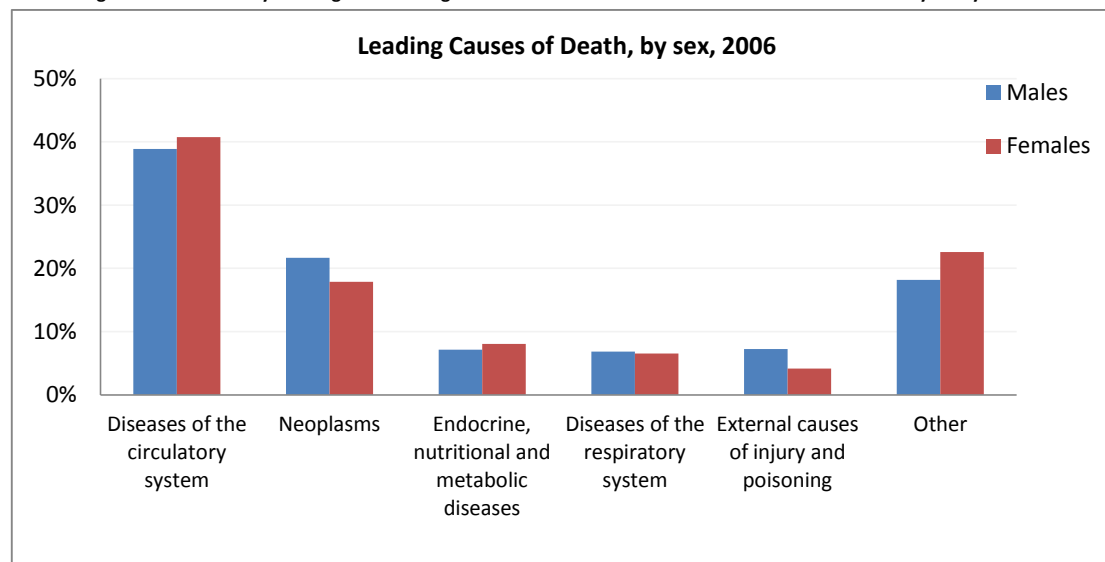
Leading Causes of Death in 2006		
Causes of Death	Total	%*
Diseases of the circulatory system	2040	39,8%
Neoplasms	1017	19,8%
Endocrine, nutritional and metabolic diseases	390	7,6%
Diseases of the respiratory system	343	6,7%
External causes of injury and poisoning	294	5,7%
Other	1043	20,3%
Total	5127	100%

* Percentages are calculated by dividing each leading cause of death with the total number of deaths in each year.



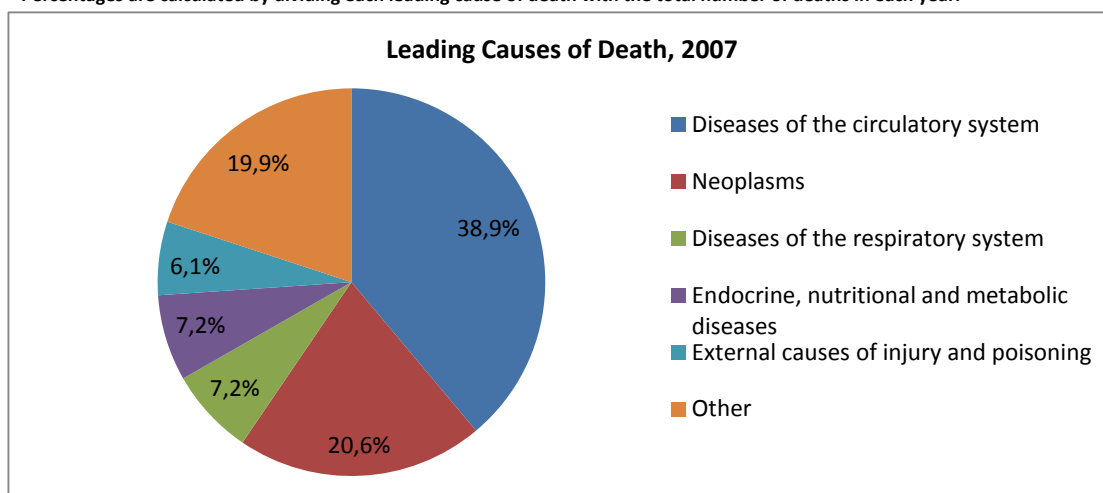
Leading Causes of Death, by sex, in 2006				
Causes of Death	Number		%*	
	Males	Females	Males	Females
Diseases of the circulatory system	1020	1020	38,9%	40,7%
Neoplasms	569	448	21,7%	17,9%
Endocrine, nutritional and metabolic diseases	188	202	7,2%	8,1%
Diseases of the respiratory system	179	164	6,8%	6,5%
External causes of injury and poisoning	190	104	7,2%	4,2%
Other	477	566	18,2%	22,6%
Total	2623	2504	100%	100%

* Percentages are calculated by dividing each leading cause of death with the total number of deaths in each year by sex.



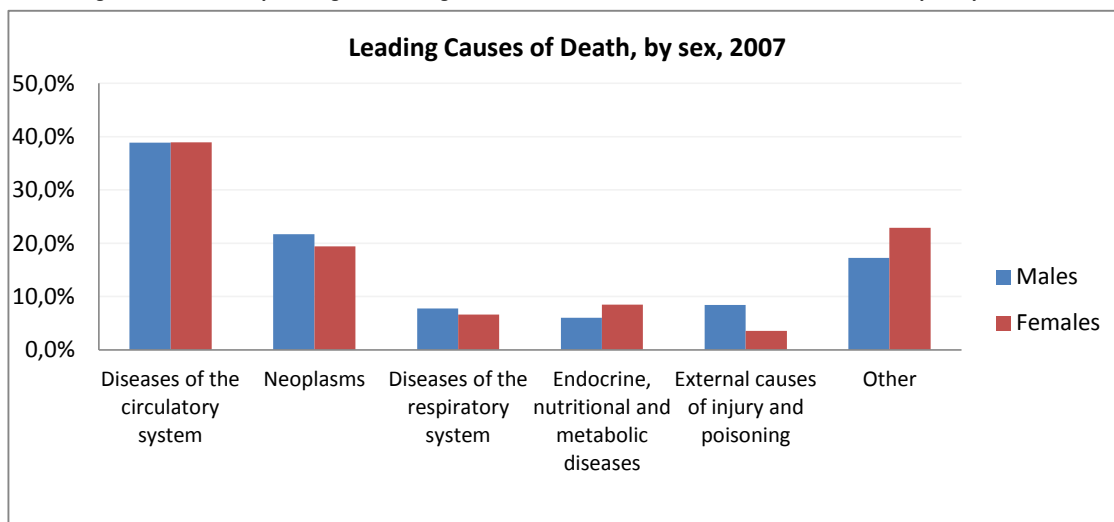
Leading Causes of Death in 2007		
Causes of Death	Total	%*
Diseases of the circulatory system	2092	38,9%
Neoplasms	1109	20,6%
Diseases of the respiratory system	389	7,2%
Endocrine, nutritional and metabolic diseases	387	7,2%
External causes of injury and poisoning	330	6,1%
Other	1073	19,9%
Total	5380	100%

* Percentages are calculated by dividing each leading cause of death with the total number of deaths in each year.



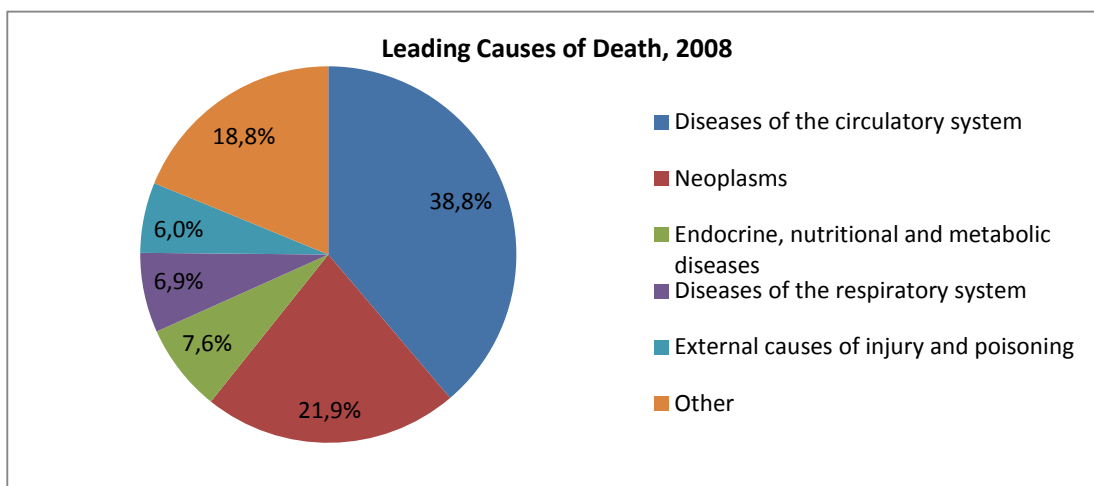
Leading Causes of Death, by sex, in 2007				
Causes of Death	Number		%*	
	Males	Females	Males	Females
Diseases of the circulatory system	1093	999	38,9%	38,9%
Neoplasms	610	499	21,7%	19,4%
Diseases of the respiratory system	218	171	7,7%	6,7%
Endocrine, nutritional and metabolic diseases	169	218	6,0%	8,5%
External causes of injury and poisoning	238	92	8,5%	3,6%
Other	485	588	17,2%	22,9%
Total	2813	2567	100%	100%

* Percentages are calculated by dividing each leading cause of death with the total number of deaths in each year by sex.



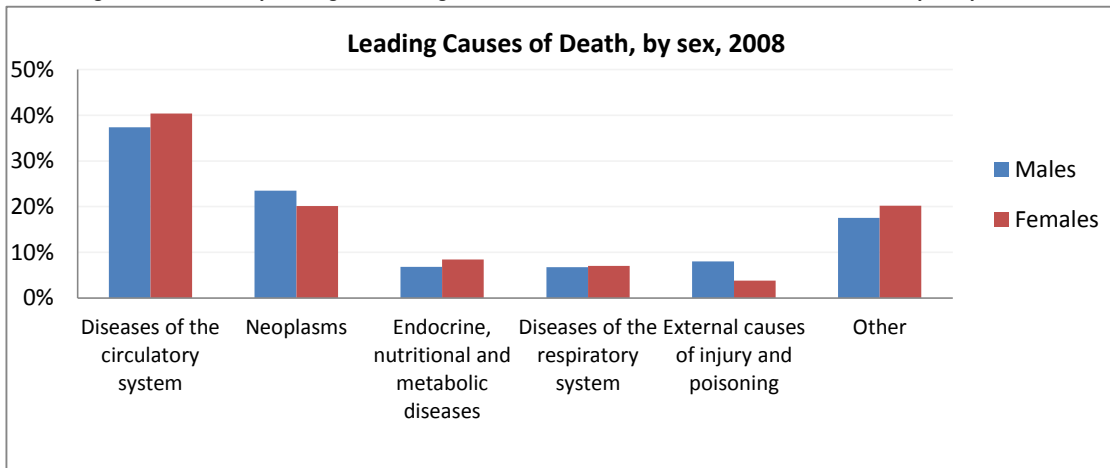
Leading Causes of Death in 2008		
Causes of Death	Total	
	Total	%*
Diseases of the circulatory system	2015	38,8%
Neoplasms	1139	21,9%
Endocrine, nutritional and metabolic diseases	393	7,6%
Diseases of the respiratory system	356	6,9%
External causes of injury and poisoning	314	6,0%
Other	977	18,8%
Total	5194	100%

* Percentages are calculated by dividing each leading cause of death with the total number of deaths in each year.



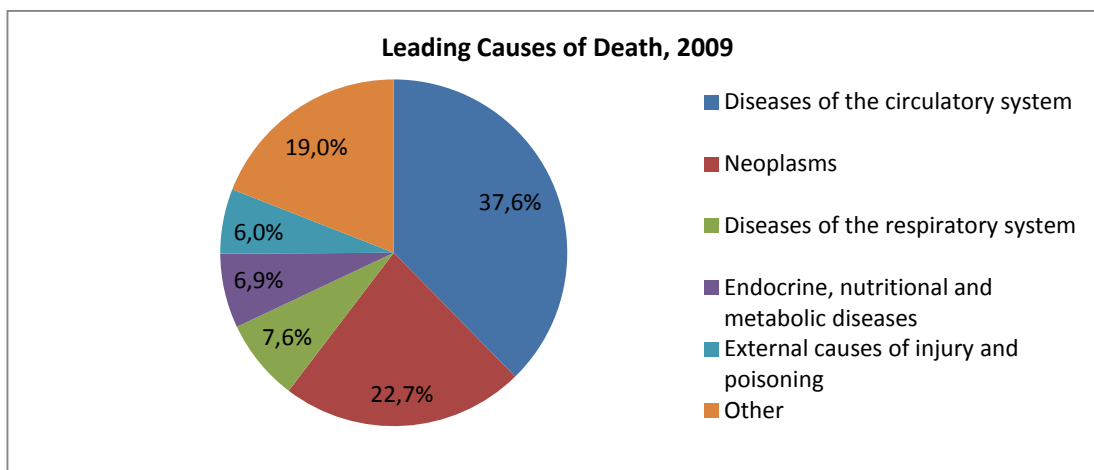
Leading Causes of Death, by sex, in 2008				
Causes of Death	Number		%*	
	Males	Females	Males	Females
Diseases of the circulatory system	1024	991	37,4%	40,4%
Neoplasms	644	495	23,5%	20,2%
Endocrine, nutritional and metabolic diseases	186	207	6,8%	8,4%
Diseases of the respiratory system	184	172	6,7%	7,0%
External causes of injury and poisoning	220	94	8,0%	3,8%
Other	481	496	17,6%	20,2%
Total	2739	2455	100%	100%

* Percentages are calculated by dividing each leading cause of death with the total number of deaths in each year by sex.



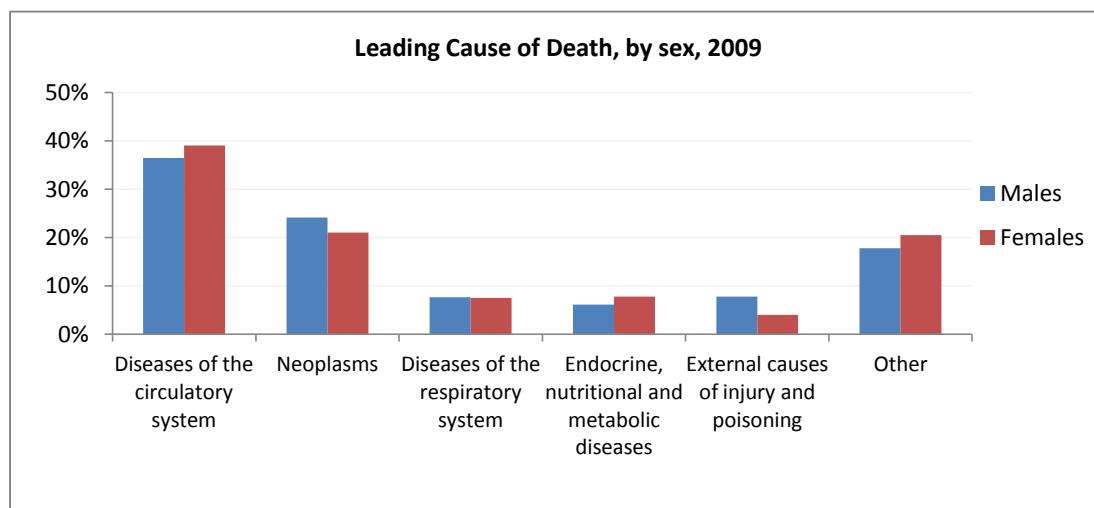
Leading Causes of Death in 2009		
Causes of Death	Total	%*
Diseases of the circulatory system	1951	37,6%
Neoplasms	1177	22,7%
Diseases of the respiratory system	395	7,6%
Endocrine, nutritional and metabolic diseases	359	6,9%
External causes of injury and poisoning	313	6,0%
Other	987	19,0%
Total	5182	100%

* Percentages are calculated by dividing each leading cause of death with the total number of deaths in each year.



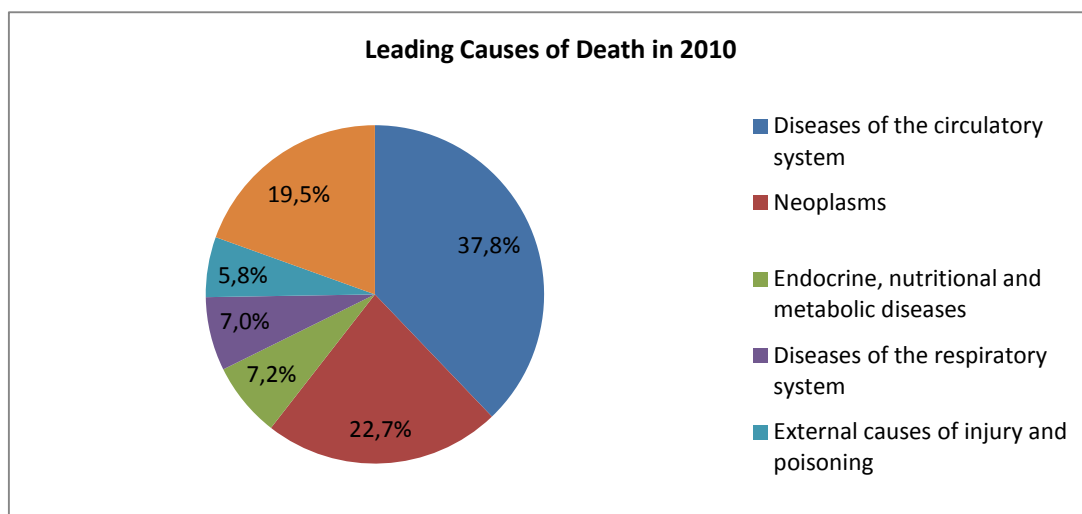
Leading Causes of Death, by sex, in 2009				
Causes of Death	Number		%*	
	Males	Females	Males	Females
Diseases of the circulatory system	1013	938	36%	39%
Neoplasms	671	506	24%	21%
Diseases of the respiratory system	214	181	8%	8%
Endocrine, nutritional and metabolic diseases	171	188	6%	8%
External causes of injury and poisoning	217	96	8%	4%
Other	494	493	18%	21%
Total	2780	2402	100%	100%

* Percentages are calculated by dividing each leading cause of death with the total number of deaths in each year by sex.



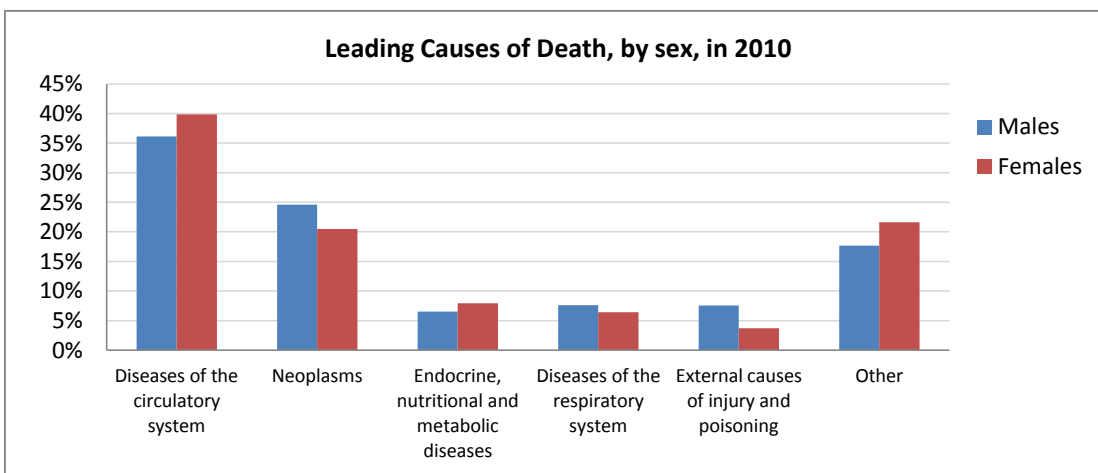
Leading Causes of Death in 2010		
Causes of Death	Total	
	Total	%*
Diseases of the circulatory system	1928	37,8%
Neoplasms	1156	22,7%
Endocrine, nutritional and metabolic diseases	365	7,2%
Diseases of the respiratory system	359	7,0%
External causes of injury and poisoning	293	5,8%
Other	994	19,5%
Total	5095	100%

* Percentages are calculated by dividing each leading cause of death with the total number of deaths in each year.



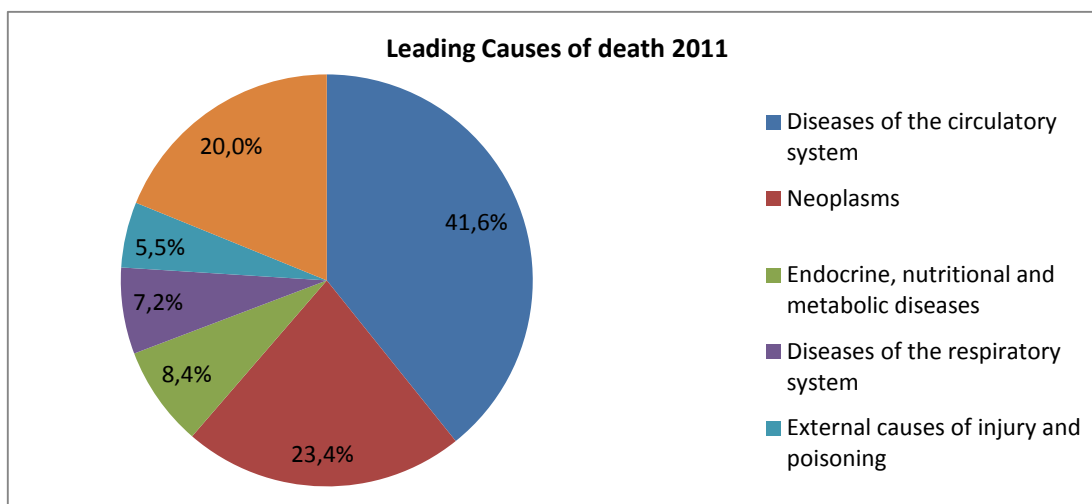
Leading Causes of Death, by sex, in 2010				
Causes of Death	Number		%*	
	Males	Females	Males	Females
Diseases of the circulatory system	983	945	36%	40%
Neoplasms	670	486	25%	20%
Endocrine, nutritional and metabolic diseases	177	188	7%	8%
Diseases of the respiratory system	207	152	8%	6%
External causes of injury and poisoning	205	88	8%	4%
Other	481	513	18%	22%
Total	2723	2372	100%	100%

* Percentages are calculated by dividing each leading cause of death with the total number of deaths in each year by sex.



Leading Causes of Death in 2011		
Causes of Death	Total	
	Total	%*
Diseases of the circulatory system	2119	41,6%
Neoplasms	1194	23,4%
Endocrine, nutritional and metabolic diseases	426	8,4%
Diseases of the respiratory system	366	7,2%
External causes of injury and poisoning	278	5,5%
Other	1018	20,0%
Total	5401	106%

* Percentages are calculated by dividing each leading cause of death with the total number of deaths in each year.



Leading Causes of Death, by sex, in 2011				
Causes of Death	Number		%*	
	Males	Females	Males	Females
Diseases of the circulatory system	1042	1077	38%	45%
Neoplasms	680	514	25%	22%
Endocrine, nutritional and metabolic diseases	204	222	7%	9%
Diseases of the respiratory system	207	159	8%	7%
External causes of injury and poisoning	195	83	7%	3%
Other	445	573	16%	24%
Total	2773	2628	102%	111%

* Percentages are calculated by dividing each leading cause of death with the total number of deaths in each year by sex.

